

Vision is
our mission®

Interface Box with Ext. speaker CAN/SRD/Camera

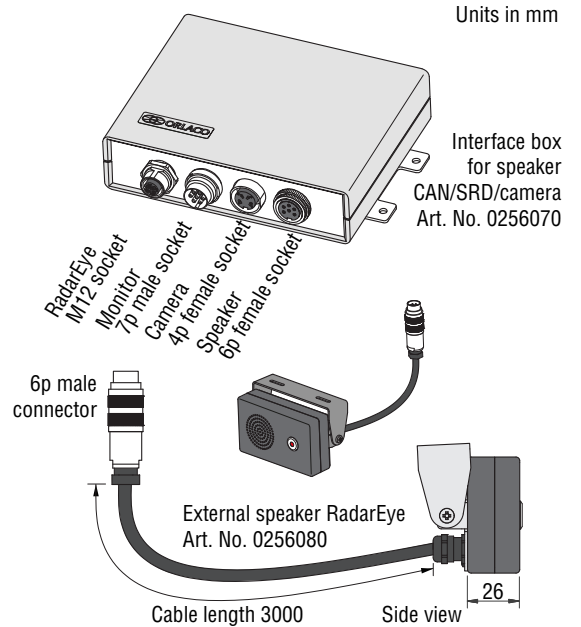
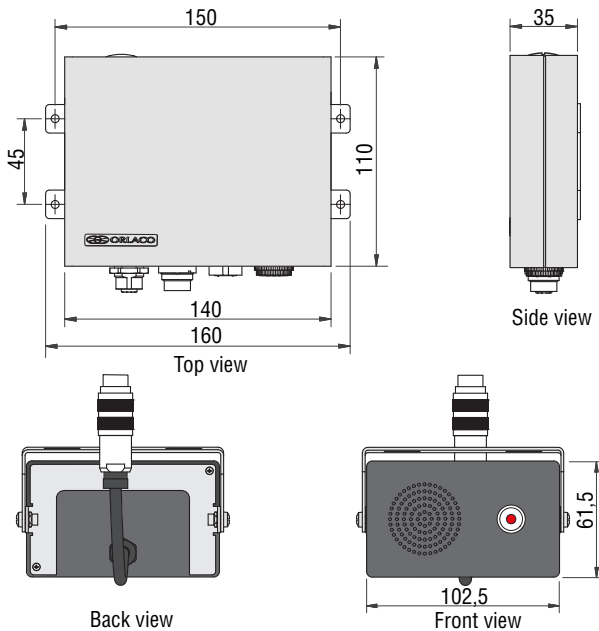
Article no. 0504820

2017 • DS0963260 EN A 01

Product Data



Dimensions



TECHNICAL DATA

Interface box with Ext. speaker CAN/SRD/Camera

Article number 0504820
Description

Article number 0256070
Interface box

General Interface is designed to connect the Orlaco RadarEye sets to a camera, monitor and external speaker.
Housing Dimensions 140 x 110 x 35 mm
Input/output External output 10A Resistive/24V max. NO contact. Externe output 10A secured. RS232, RS485.
Connectors 7p male socket to 7" monitor, 4p female socket to camera, 5p female socket to RadarEye set, 6p female socket to speaker.
Weight 176gr.

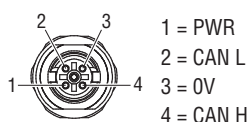
Article number 0256080
Speaker

Cable 3m cable, Art. No. 1220900 with 6p male connector, mounted on back side of speaker.
Housing Dimensions 102,5 x 61,5 x 26 mm.
Bracket Adjustable stainless steel bracket.
Sound pressure speaker 85dB(+3dB) distance 1m.
Speaker box alarm light LED, color red.

Manuals For user - and installation instructions see User Manual UM0972110 and System Manual SM0974110

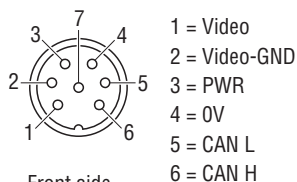
Electrical connection

RadarEye M12



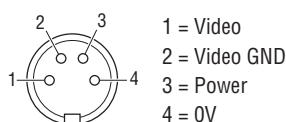
Front side
 5P Female M12 socket
 to RadarEye set

Monitor



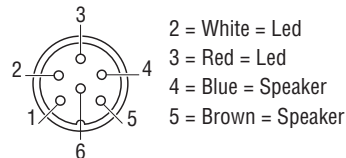
Front side
 7P Male socket
 to Monitor

Camera



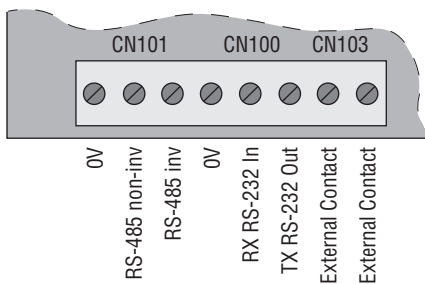
Front side
 4P Female socket
 to Camera

Speaker



Front side
 6P Female socket
 to Speaker

Print connections (Inside Interface box)



All data subject to change without notice. All dimensions are for commercial purpose only.
 The camera/display systems from Orlaco comply with the latest CE, ADR, EMC and mirror-directive regulations, where applicable.
 All products are manufactured in accordance with the ISO 9001 quality management system, ISO/TS 16949 quality automotive, ISO 14001 environmental management systems and all Ex products with the IECEx scheme and ATEX directives, where applicable.

